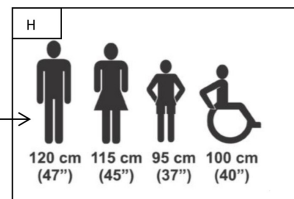
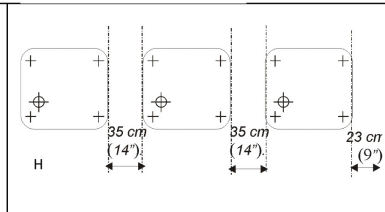
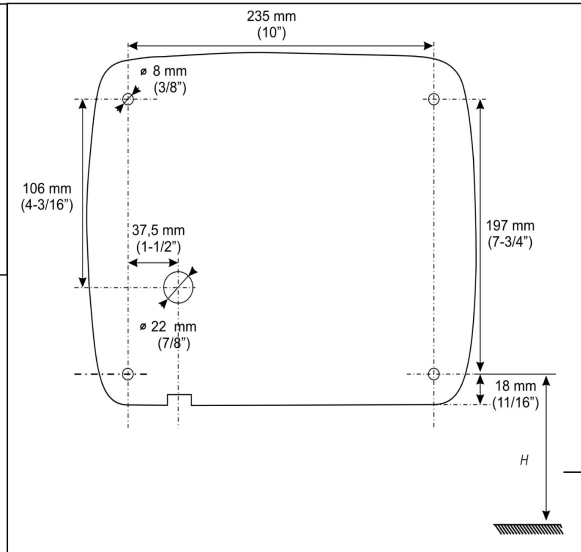
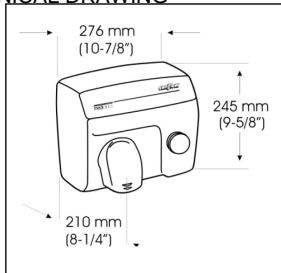


PRODUCT TECHNICAL SHEET

TECHNICAL DRAWING

INSTALLAZIONE SINGOLA

INSTALLAZIONE SERIALE



PHOTO



PRODUCT FAMILY: BATHROOM ACCESSORIES FOR COMMUNITIES

CODE: MP403

DESCRIPTION:

Electrical hand dryer manually operated, made of stainless steel AISI 304, satin finish.

245x276x210mm.

ELECTRICAL PERFORMANCES:

2000 W resistance.

APPROVALS/CERTIFICATIONS:

TUV system certification: UNI EN ISO 9001:2008.

It complies with Low Voltage directive 73\23\CEE, CE Marking directive 93\68\CEE and

Electromagnetic Compatibility directives 89\336\CEE and 92\31\CEE.

PRODUCT FEATURES:

Activated manually by push-button.

Maximum power and air flow.

Maximum mechanical vandal-proof resistance.

Suitable for frequent use in public environments.

The vandal-resistant coating of the hand dryer is made from a single piece of AISI 304 stainless steel, 1.5 mm thick, finished with satin finish and fastened to the base with 2 vandal-proof screws closed with a special key. The rear base is made of 3 mm thick aluminum with 4 holes Ø 8 mm for wall mounting. The cover is equipped with a vandal-resistant chromed nozzle, featuring a 360° rotation to dry hands and face. The nozzle's outlet diameter is 57 mm and is equipped with a 1.5 mm thick zamak grid to make the internal components inaccessible. The motor is 250 W, 5500 rpm, universal type, mounted on an elastic support, F class; it includes a safety thermostat and a 120°C self-resetting thermal switch. The NiCr heating resistance is mounted on a mica support and is placed in the fan assembly; it includes a thermal switch which disconnects at 80°C. The fan is made of aluminum, centrifugal, with double-symmetrical input and the fan housing is made of plastic with V0 class fire resistance according to UL94 rule. The hand dryer delivers a 330 m³/h air flow at 53°C at the speed of 96 km/h during the use cycle controlled by the user. The total power is 2250 W with a 10A consumption. The noise level is 70 dB at a 2 m distance. Size: ± 4 % compared to what is indicated on the drawing.

COMPONENTS AND MATERIALS:

Single piece cover made of 15/10 steel, with satin finish, fixed to the base with 2 screws locked with a special vandal-proof key.

30/10 Aluminium base with 4 holes Ø 8 mm for wall mounting.

Plastic fan with fire resistance class according to UL94.

Universal electric motor, 5500 rpm, F class, with self-resetting thermal switch and thermostat at 120°C.

Aluminium centrifugal inlet fan with double symmetrical inlet.

NiCr heating wave-shaped element on a mica structure with an embedded thermal switch at 80°C, self-resetting.

Chrome-plated zamak nozzle; thickness of the plating: 22 µm.

Infrared sensor with 2 detection positions (15/25 cm).

Infrared sensors with the protection screen.

The above mentioned information cannot be considered as binding. Thermomat Saniline Srl reserves the right to make technical and aesthetic changes without any prior notice.

ST_PRODOTTO: MP403 - 1

APPROVATO

R.T.

REV.00 DEL 18/11/09

THERMOMAT SANILINE SRL

Via M. Curie, 7 - 46034 Borgo Virgilio (Mantova) ITALY

Tel. + 39 0376 4473

www.thermomat.com - e-mail: info@thermomat.com



FUNCTIONING:

Press the button to start the drying process and position the hands under the nozzle at due distance. The hand dryer works with no interruptions for 35 seconds.

TECHNICAL DETAILS:

Voltage 220-240 V
 Total power 2250 W
 Frequency 50/60 Hz
 Motor power 250 W
 Electrical insulation Class I
 RPM 5500
 Dimensions 245 x 276 x 210 mm
 Consumption 10 A
 Weight 4,65 Kg
 Power of the heating element 2000 W
 Actual air flow 330 m³/h - 5.500 l/min
 Air temperature (at 10 cm distance, at 21°C) 53 °C
 Nominal air flow 470 m³/h - 7.800 l/min
 Drying time 29 sec
 Air speed 96 Km/h Noise level (2mt distance) 70 dB
 Protection level IP23

RECOMMENDATIONS:

NUMBER OF ELEMENTS TO BE INSTALLED:

In toilets with normal frequency of use and n. 1 wash basin: 1 hand dryer.

In toilets with normal frequency of use and more than 1 wash basin: 1 hand dryer every 2 wash basins.

In toilets with a high frequency of use and more than 2 wash basins: 2 hand dryers every 3 wash basins; for a row of 2 wash basins, 3 hand dryers; for a row of 6 wash basins, 4 hand dryers; for a row of 8 wash basins, 5 hand dryers.

RECOMMENDED POSITIONING - IMPORTANT:

The best positioning is between the washbasin and the exit from the toilet. Do not install the hand dryers between the washbasins, near urinals, sinks or showers. In case the automatic hand dryers are installed above marble surfaces or frames, the minimum distance must be 400 mm. We recommend to spread the devices over the area of the toilets so to avoid overcrowding.

FIXING/INSTALLATION:

Recommended height from the floor: as per drawing

PRODUCT PACKING:

Packed in cardboard box 330 x 300 x H255 mm.
 Weight: 5,8 kg

TOLERANCES:

PACKAGING OF THE PRODUCT:

The above mentioned information cannot be considered as binding. Thermomat Saniline Srl reserves the right to make technical and aesthetic changes without any prior notice.

ST_PRODOTTO: MP403 - 1	APPROVATO R.T.
REV.00 DEL 18/11/09	

THERMOMAT SANILINE SRL
 Via M. Curie, 7 - 46034 Borgo Virgilio (Mantova) ITALY
 Tel. + 39 0376 4473
 www.thermomat.com - e-mail: info@thermomat.com

